



SCB SERIES COUNTER MODEL GAS CHARBROILER



Model SCB47C



SPECIFICATIONS

Low profile, high volume gas charbroiler, Wolf Model No. _____. Stainless steel front, sides, top trim and grease trough. Full width front grease collection drawers. Heavy cast iron char-radiants. 5¼" wide cast iron diamond grates. One 14,500 BTU/hr. burner for each broiling grate. Underburner deflector system reflects heat upwards. Standing pilot ignition system. One infinite heat control valve for each burner. 4" adjustable legs. ¾" rear gas connection and gas pressure regulator.

Exterior Dimensions:

_____ " wide x 27¼" deep x 13" working height.

CSA design certified. NSF listed.

**SPECIFY TYPE OF GAS WHEN ORDERING.
SPECIFY ALTITUDE WHEN ABOVE 5,999 FT.**

- SCB25C** 25¼" wide
- SCB36C** 36" wide
- SCB47C** 46¾" wide
- SCB60C** 60" wide
- SCB72C** 72" wide

STANDARD FEATURES

- Stainless steel sides, control panel, top trim, backsplash and grease trough.
- Full width front grease drawers.
- Heavy duty cast iron char-radiants.
- 5¼" wide sloped cast iron grates are reversible for "level" broiling or self-cleaning. Cast in pitched grease trough in each grate blade provides fat run-off and controls flare-ups.
- One 14,500 BTU/hr. burner for each broiler grate.
- Standing pilot ignition system.
- One infinite heat control valve for each burner.
- Underburner deflector system reflects heat upwards creating a "Cool Zone" in the grease drawer and drip areas.
- 4" adjustable legs.
- ¾" rear gas connection and gas pressure regulator.
- One year limited parts and labor warranty.

OPTIONAL FEATURES

- Super-charger burner dividers.
- Diamond rod and waffle pattern cast iron grates.
- Round rod and diamond rod welded steel grates.

ACCESSORIES

- 10" deep plate rail
- 6" Backsplash with tapered sides splash kit
- Stainless steel stand with undershelf and casters



SCB SERIES COUNTER MODEL GAS CHARBROILER

INSTALLATION INSTRUCTIONS

1. A gas pressure regulator supplied with the unit must be installed:
Natural Gas 5.0" (127 mm) W.C.
Propane Gas 10.0" (254 mm) W.C.
2. An adequate ventilation system is required for commercial cooking equipment. Information may be obtained by writing to the National Fire Protection Association, Batterymarch Park, Quincy, MA 02269. When writing refer to NFPA No. 96.
3. These units are manufactured for installation in accordance with National Fuel Gas Code, ANSI-Z223.1/NFPA #54 (latest edition). Copies may be obtained from The American Gas Association, Accredited Standards Committee Z223 @ 400 N. Capital St.

NW, Washington, DC 20001, or the Secretary Standards Council, NFPA, 1 Batterymarch Park, Quincy, MA 02169-7471.

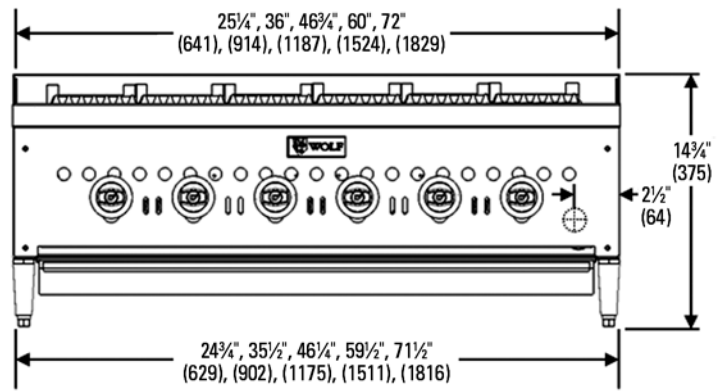
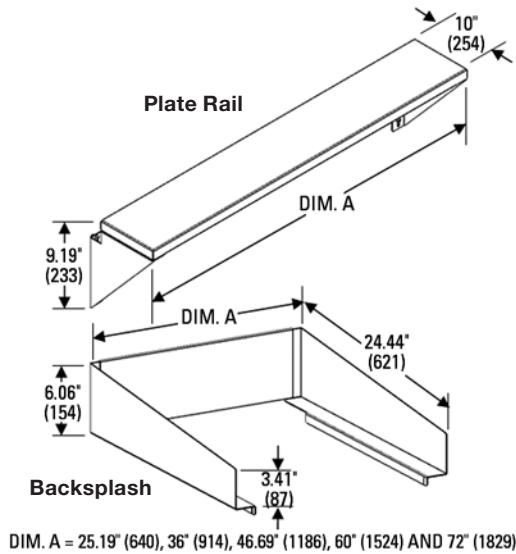
NOTE: In The Commonwealth of Massachusetts

All gas appliances vented through a ventilation hood or exhaust system equipped with a damper or with a power means of exhaust shall comply with 248 CMR.

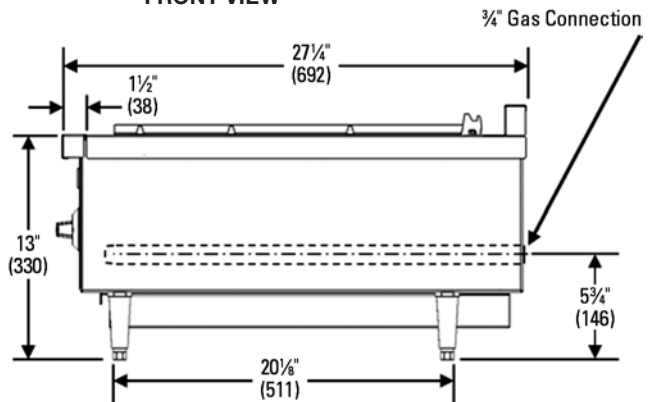
4. CLEARANCES

	Combustible
Rear	12"
Sides	9"

5. This appliance is manufactured for commercial installation only and is not intended for home use.



FRONT VIEW



SIDE VIEW

MODEL	ACCESSORY CODE		
	BACKSPLASH	PLATE RAIL	STAND
SCB25	SPLASH6-CB25	PLTRAIL-VCCB25	STAND/C-24
SCB36	SPLASH6-CB36	PLTRAIL-VCCB36	STAND/C-36
SCB47	SPLASH6-CB47	PLTRAIL-VCCB47	STAND/C-48
SCB60	SPLASH6-CB60	PLTRAIL-VCCB60	STAND/C-60
SCB72	SPLASH6-CB72	PLTRAIL-VCCB72	STAND/C-72

MODEL	WIDTH	DEPTH	OVERALL HEIGHT	WORKING HEIGHT*	BROILING AREA	# BURNERS	TOTAL BTU/HR	APPROX SHIP WT (LB/KG)
SCB25	25 1/4"	27 1/4"	14 3/4"	13"	21 1/2" X 20 1/2"	4	58,000	290/131
SCB36	36"				32" X 20 1/2"	6	87,000	370/167
SCB47	46 3/4"				43" X 20 1/2"	8	116,000	450/203
SCB60	60"				56 3/8" X 20 1/2"	11	159,500	500/225
SCB72	72"				66 3/8" X 20 1/2"	13	188,500	580/263