

MODEL 1826-15-BC-IS

Holding & Transport Cabinets



UL Listed to Canadian safety standards
Classified by UL to NSF Std. #4

Specifications

Wittco Model 1826-15-BC-IS heated holding and transport cabinets. Blower motor for gentle and even temperature distribution. Complete with Dutch doors, a full perimeter bumper and 5" heavy duty casters (2 swivel with brakes and 2 rigid). Recessed control panel containing dual indicator light, thermometer, and full range thermostat for temperatures up to 190°F (88°C). Cabinet capacity is 15 each 18" x 26" sheet pans, 30 each 12" x 20" x 2½" steam table pans, or a combination of both on 3" centers. Complete with 10 pairs of universal tray slides adjustable on 1½" centers. Cabinet interior and exterior are both constructed out of 20 gauge stainless steel. Recessed side-mounted push/pull handles, magnetic action door latch, and full insulation; 1½" in side walls and 2" in top. Integrated steel frame for maximum strength. Lifetime warranty on heating elements. Complete with top mounted cord, cord wrap, and plug: NEMA 5-15 for 120 volts and NEMA 6-15 for 208-240 volts. 120 volts, 1,200 watts, 10 amps.

Standard Features

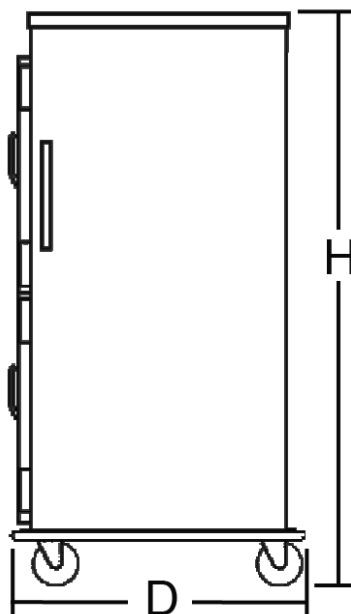
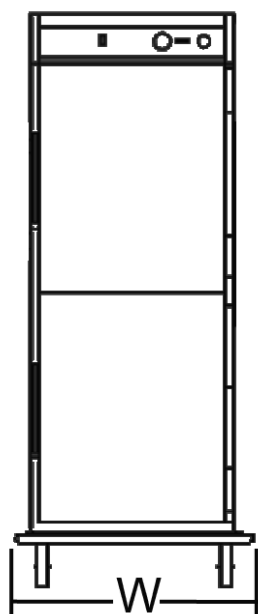
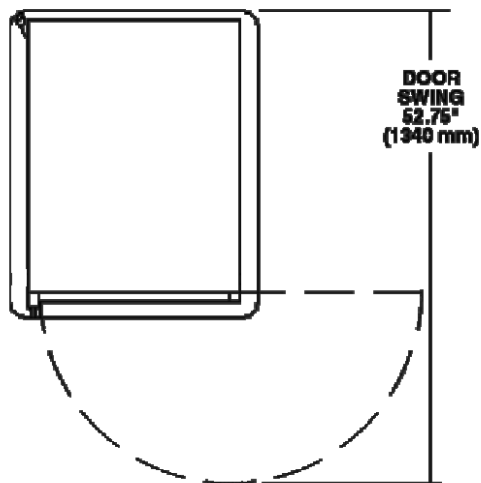
- Holding and Transport Capacity
 - 15 each 18" x 26" sheet pans
 - 30 each 12" x 20" x 2½" pans
 - Or a combination of both on 3" centers
- Blower motor for gentle and even temperature distribution
- Dutch doors
- Full perimeter bumper
- 5" Heavy duty casters (2 with swivel with brakes and 2 rigid)
- Recessed side mounted push/pull handles
- Recessed control panel
- Dual indicator lights
- Thermometer
- Full range thermostat for temperatures up to 190°F (88°C)
- 10 Pairs of universal tray slides adjustable on 1½" centers
- Interior and exterior are both constructed out of 20 gauge stainless steel
- Fully insulated with 1½" in side walls and 2" in top
- Integrated steel frame for maximum strength
- Magnetic action door latches
- Lifetime warranty on heating elements
- Top mounted cord
- Complete with cord and plug: NEMA 5-15 for 120 volts and NEMA 6-15 for 208-240 volts
- Cord wrap
- 120 volts, 1,200 watts, 10 amps

Options

- 208/240 volts
- Left hand hinged door
- Humidity pan
- Glass Dutch Doors

Approved by: _____

Date: _____



Model No	Capacity 12" x 20" x 2½"	Capacity 18" x 26"	High	Wide	Deep	Shipping Weight	Volts	Watts	Amps
1826-15-BC-IS	30	15	66" 1676mm	27" 686mm	33.75" 857mm	297# 135kg	120	1200	10

Note: In line with its policy to continually improve its products, Wittco Foodservice Equipment reserves the right to change materials and specifications without notice.

Wittco Foodservice Equipment 7737 N 81st Street Milwaukee, WI 53223 USA

414-354-3080 800-367-8413 FAX 414-354-2821