

**HOLDING & TRANSPORT****VULCAN****VHFA18  
18 PAN NON-INSULATED CABINET**

Model VHFA18

**SPECIFICATIONS**

Eighteen level holding and transport cabinet, Vulcan Hart Model No. VHFA18. Heavy duty 20 gauge polished stainless steel cabinet. Four 5" casters, 2 swivel with brakes, 2 rigid. Glass door with heavy duty hinges, door latch mechanism, and gaskets. Interior pan supports are designed to accommodate pan covers for transporting, and are removable for easy cleaning. Accepts eighteen 18" x 26" pans or thirty-six 12" x 20" x 2<sup>3</sup>/<sub>4</sub>" pans. Top mounted, recessed control panel includes power "on" and heater "on" indicator lights, dial thermostat adjusts from ambient to 190°F, and temperature read-out dial. Two 1,000 watt metal sheathed heating elements, 16.7 amps total draw. Lifetime warranty on the heating elements. Requires 120 volt, single phase power supply. Furnished with top mounted 8 foot power cord with strain relief and NEMA 5-20 plug.

**Exterior Dimensions:**25<sup>1</sup>/<sub>4</sub>"w x 30<sup>3</sup>/<sub>4</sub>"d x 71"h

UL listed. UL listed to Canadian safety standards, Classified by UL to NSF Std. #4.

**STANDARD FEATURES**

- Eighteen level holding and transport cabinet accepts eighteen 18" x 26" pans or thirty-six 12" x 20" pans, pans may be up to 2<sup>3</sup>/<sub>4</sub>" tall
- Heavy duty 20 gauge polished stainless steel cabinet
- Set of 5" casters, two swivel with brakes and two rigid
- Full size glass door with field reversible heavy duty hinges, door latch mechanism, and gaskets
- Fixed interior pan supports are designed to accommodate pan covers for transporting, and are removable for easy cleaning
- Top mounted, recessed control panel includes power "on" and heater "on" indicator lights, dial thermostat adjustable from ambient to 190°F, and temperature read-out dial
- Top mounted control panel is easy to use and out of the way of brooms, mops, and feet when transporting. Control panel on top eliminates removing control panel for cleaning.
- Fan and air tunnel provide even heat distribution
- Two 1,000 watt metal sheathed heating elements, 16.7 amps total draw
- Requires 120 volt, single phase power supply
- Furnished with top mounted 8 foot power cord with strain relief and NEMA 5-20 plug
- Lifetime warranty on the heating elements
- One year limited parts and labor warranty


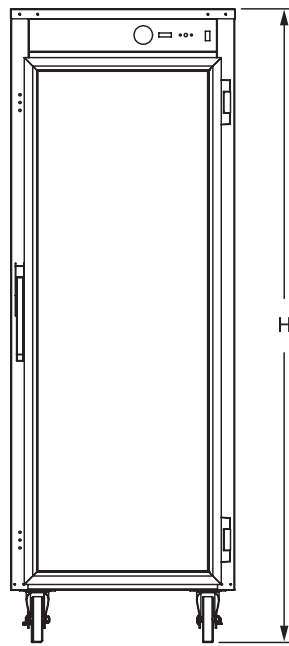
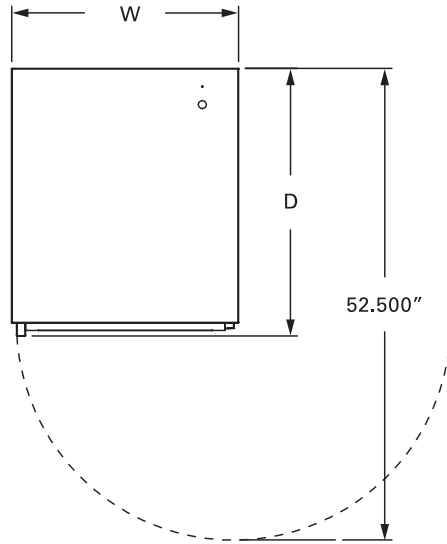
**VULCAN**

a division of ITW Food Equipment Group LLC

P.O. Box 696 ■ Louisville, KY 40201 ■ Toll-free: 1-800-814-2028 ■ Local: 502-778-2791 ■ Quote &amp; Order Fax: 1-800-444-0602



**VHFA18**  
18 PAN NON-INSULATED CABINET



Model Number	Pan Capacity		Exterior Dimensions			Electrical Specifications			Shipping Weight lbs / kg
	18" x 26"	12" x 20"	Width	Depth	Height	Volts	Watts	Amps	
VHFA18	18	36	25 <sup>1</sup> / <sub>4</sub> "	30 <sup>3</sup> / <sub>4</sub> "	71"	120	2,000	16.7	220 / 100



a division of ITW Food Equipment Group LLC

P.O. Box 696 ■ Louisville, KY 40201 ■ Toll-free: 1-800-814-2028 ■ Local: 502-778-2791 ■ Quote & Order Fax: 1-800-444-0602