

Project	Quantity	Item #
Model Specified:		CSI Section 11400

Roll-In Even-Thaw Refrigerator/ Self-Contained



Model RET232LUT-FHS

Two Section Roll-In Model - 32" Deep



Stainless Exterior
& Interior

Roll-In Model RET232LUT-FHS

The Traulsen roll-in even-thaw refrigerator model is designed to thaw frozen food product under safe, temperature controlled conditions. It can be used to rapidly thaw full loads of frozen food product.

This model includes such high quality cabinet features as stainless steel exterior and interior construction, self-closing doors with a stay open feature, and is designed to accommodate two (2) 66" high roll-in racks (supplied by others).

Standard Product Features

- Stainless Steel Exterior & Interior
- Special Refrigeration System/Air Flow Design Promotes Rapid, Safe Thawing Of Frozen Food Product
- Full Length Stainless Steel Doors With Locks
- Exterior Mounted Dial Thermometer
- Self Closing Doors With Stay Open Feature at 120 Degrees
- Guaranteed For Life Cam-Lift Hinges
- Guaranteed For Life Horizontal Work Flow Door Handles
- Standard Door Hinging: Left/Right (other hinging available)
- Automatically Activated Incandescent Lights
- Stainless Steel Breaker Caps
- Automatic Non-Electric Condensate Evaporator
- Magnetic Snap In Door Gaskets
- Automatic Non-Electric Condensate Evaporator
- Stainless Steel Roll-In Rack Guides & Door Threshold Ramps
- Stainless Steel One-Piece Louver Assembly
- 9' Cord & Plug Attached
- One Year Parts and Labor Warranty
- Five Year Compressor Warranty

Options & Accessories

- Decorative Kool Klad Laminate Decor
- Stainless Steel Finished Back With Rear Louvers
- Two Year Service/Labor Warranty Available



Listed by Underwriters Laboratories Inc., to U.S. and Canadian safety standards and classified by Underwriters Laboratories in accordance with ANSI/NSF7.

AW-03118

Approval: _____



TRAULSEN
4401 BLUE MOUND RD.
PHONE 1 (800) 825-8220
Website: www.traulsen.com

FT. WORTH, TX 76106
FAX-MKTG. 1 (817) 624-4302

Project	Quantity	Item #
Model Specified:		CSI Section 11400

Specifications

CONSTRUCTION, HARDWARE AND INSULATION

Cabinet exterior, including front, one piece sides, louver assembly and doors are constructed of heavy gauge stainless steel. Cabinet interior is constructed of stainless steel. Exterior cabinet top, back and bottom are constructed of heavy gauge aluminized steel. The interior floor is constructed of stainless steel and insulated with 3/4" of resilient cork. A readily attachable stainless steel ramp is provided.

Doors are equipped with removable plug cylinder locks and guaranteed for life cam-lift, gravity action, self-closing metal, glide hinges with stay open feature at 120°. Hinges include a switch to automatically activate the interior incandescent lighting. Guaranteed for life, work flow door handle is mounted horizontally over recess in door which limits protrusion from door face into aiseways.

Vinyl magnetic door gaskets assure tight door seal and are easily removable for cleaning. Cabinet contains high density, non-CFC, foamed in place polyurethane insulation.

DIMENSIONAL DATA	RET232LUT-FHS
Net Capacity cu. ft.	74.3 (2105 cu l)
Length - Overall in.	68 (172.7 cm)
Depth - Over Body in.	32 (81.3 cm)
Depth - with door open 90°	63 1/4 (160.7 cm)
Depth - Overall in.	35 9/16 (90.3 cm)
Clear Door Width in.	27 1/8 (68.8 cm)
Clear Full Door Height in.	66 5/16 (168.4 cm)
Height - Overall in.	83 1/4 (211.5 cm)
ELECTRICAL DATA ¹	
Voltage	115/60/1
Feed Wires with Ground	3
Full Load Amperes	11.4
REFRIGERATION DATA ¹	
Refrigerant	R-404A
BTU/HR ¹ (HP)	3790 (1/2 HP)
CARTON DIMENSIONS	
Length - Crated in.	73 (185 cm)
Depth - Crated in.	44 (112 cm)
Height - Crated in.	92 1/2 (235 cm)
Volume - Crated cu. ft.	172 (4872 cu l)
WEIGHT DATA	
Net Weight - Uncrated lbs.	700 (318 kg)
Gross Weight - Crated lbs.	865 (392 kg)

NOTES

NOTE: Figures in parentheses reflect metric equivalents.

1= Based on a 90 degree F ambient and 20 degree F evaporator.



Equipped With One NEMA 5-15P Plug

Full load amps and plug style may vary depending on electrical options chosen and condensing unit

REQUIRED CLEARANCES

In order to assure optimum performance, the condensing unit **MUST** have an adequate supply of air for cooling purposes. Therefore, the operating location must either have a minimum of 12" clearance overhead of the condensing unit or allow for unrestricted air flow at the back of the unit. Clearance of at least 12" above is required in order to perform certain maintenance tasks.

NOTE: When ordering please specify: Voltage, Hinging, Door Size, Options and any additional warranties.

Continued product development may necessitate specification changes without notice.

Part No. TR35852 (revised 3/11)

REFRIGERATION SYSTEM

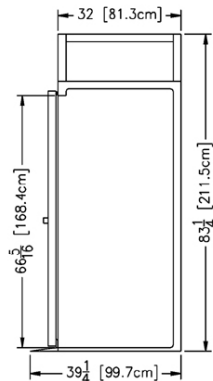
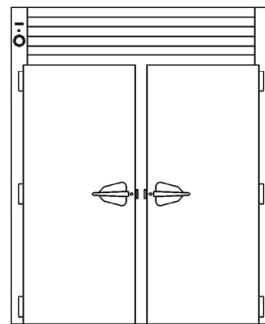
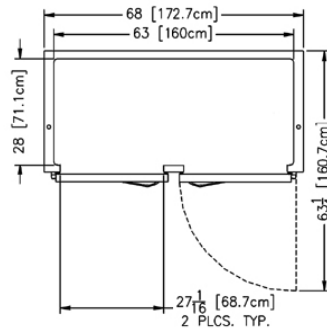
A top mounted, self-contained, balanced refrigeration system using R-404A refrigerant is conveniently located behind the one-piece louver assembly. It features a plenum effect blower, large, high humidity evaporator coil located outside the food zone, coated with a plastic to retard corrosion, and a top mounted non-electric condensate evaporator. A cord and plug is supplied standard. Standard operating temperature is 37-41°F.

INTERIOR ARRANGEMENTS

This model is designed to accommodate two (2) roll-in racks. Readily removable, interior mounted, stainless steel guides for racks are provided for protection. Maximum rack size with wheels inboard of frame is 27" wide by 29" deep by 66" high. Racks supplied by others.

WARRANTIES

Both a one year parts and labor warranty and a five year compressor warranty (self-contained models only) are provided standard. An optional 2nd year extended parts and labor warranty is also available.



TRAUlsen

4401 BLUE MOUND RD.

PHONE 1 (800) 825-8220

Website: www.traulsen.com

FT. WORTH, TX 76106

FAX-MKTG. 1 (817) 624-4302

Traulsen