

CONTINENTAL BAKERY CS

ITEM: _____ QUANTITY: _____

MODEL # SCCB-CS

SCCB-CS - Shown with optional step shams.

SPECIFICATIONS

The SCCB-CS is a three compartment display case consisting of a refrigerated self-serve lower section and a refrigerated and non-refrigerated split upper section. The lower section has S/S deck pans and a raised fitted hemmed edge to contain spills. The deck can be removed for easy cleaning. The upper section is a split display area with one side refrigerated and one side non-refrigerated with glass shelves and a fluorescent top canopy light.



Available depths: 35 3/4" Available lengths: 48" 60" 72"

STANDARD FEATURES

Upper Section

- Top Canopy Light
- 2 Tempered Glass Shelves per Section
- White Laminated Deck
- Insulated Sliding Rear Doors
- Mirrored Interior Center Divider
- Two Full Service Sections:
 One Dry/One Refrigerated
- Glass View End Panels

Bottom Section

- Top Canopy Light
- Stainless Steel Deck
- Perforated Back Panel
- Refrigerated Self Service
- Standard Grade Laminate
- 115/60/Single Phase
- UL Listed in Accordance with NSF 7
- Built-In Condensate Evaporator
- 134A Refrigerant
- Black Base
- Thermometer

OPTIONAL FEATURES

- Stainless Steel Exterior Finish
- Special Laminates
- Wood Veneers (Unfinished)
- Wood Veneers (Stained & Sealed)
- Miscellaneous Trim
- Promolux Lighting (Low UV)
- Casters
- Powder Coated Interior Back Panel and Hardware:
 Black White
- Mirrored Polished Stainless Steel Interior Ends
- Rear Loading Doors on Bottom Section
- Rear Door Locks
- Rear Fold Down Work Ledge
- Energy Night Curtain for Bottom Section
- Removable Locking Night Cover for Bottom Section
- 5 Year Compressor Warranty

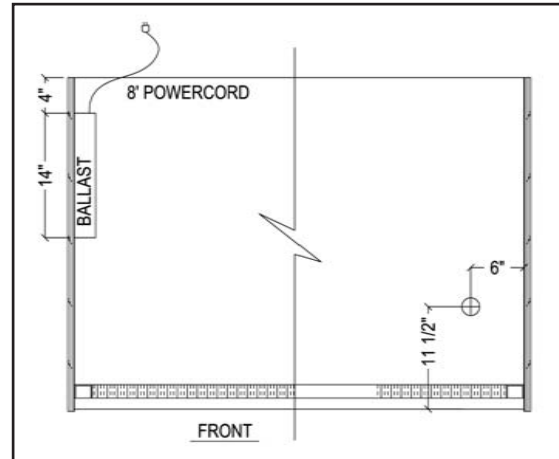
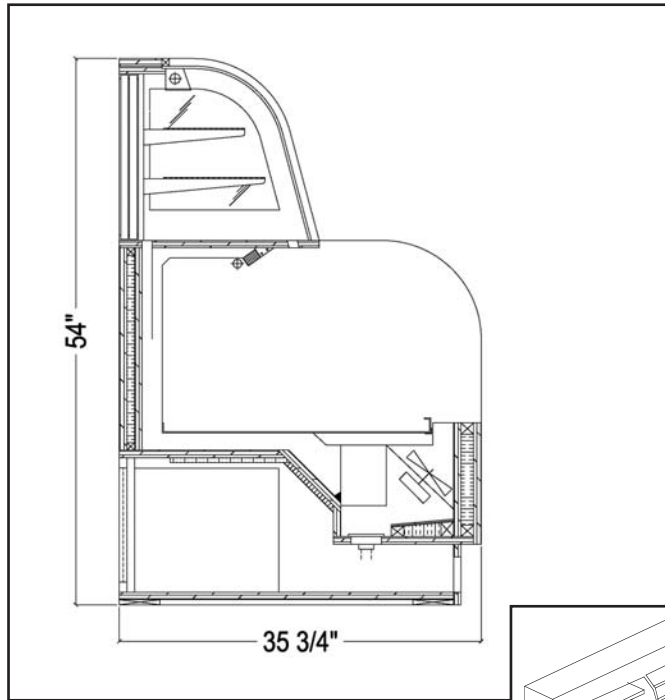
WHEN ORDERING, PLEASE SPECIFY:

APPLICATION: _____

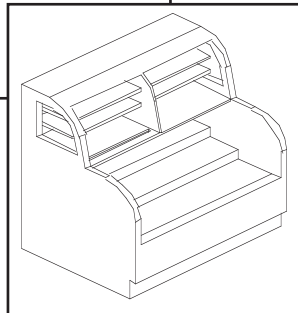
REFRIGERATION TYPE: _____

LAMINATE COLOR: _____

MODEL # SCCB-CS



Electrical & Plumbing locations



Refrigerated Case Display 67C9 Listed
 Also classified by Underwriters Laboratories Inc.
 In Accordance with ANSI/NSF 7-1999 and ANSI/NSF 2-1999

MODEL	L	D	H	COMP HP	VOLT	AMP	NEMA PLUG	WT
SCCB48R-CS	48	35 3/4	54	1/2	(2) 115V	12.6/8.3	5-20P/5-15P	675
SCCB60R-CS	60	35 3/4	54	3/4	115/208-230	15	L 14-20P	900
SCCB72R-CS	72	35 3/4	54	3/4	115/208-230	15.2	L 14-20P	1000

The SCCB-CS is designed for use in stores where temperature and humidity do not exceed 75 degrees F and 55% R. H. Locate away from direct sunlight, rapid air currents and extreme temperature changes, Exposure to air currents from ceiling fans, air conditioners, ovens, etc. will disrupt the case's air curtain and refrigerated zone within. Any adverse conditions will affect warranty. RPI in line with its policy to continually improve its product reserves the right to change materials and specifications without notice.

CALL TOLL FREE: 800-525-3692 (609-714-2330)

FAX: 609-714-2331 www.regalpinnacl.com

220 ROUTE 70, MEDFORD, NJ 08055