



Project _____
 Item # _____
 Quantity _____


Glo-Rite® Display Lights

Models: HL-18, -24, -24-2, -30, -30-2, -36, -36-2, -42, -42-2, -48, -48-2, -54, -54-2, -60, -60-2, -66, -66-2, -72, -72-2

Durable and effective light strips made of extruded aluminum housings with bright-annealed reflectors for maximum brightness. Ideal for use in food preparation, holding and display areas.

Standard features

- Extruded aluminum housings
- Models available from 18" up to 6' (457-1829 mm)
- Incandescent bulbs with special protective coating to guard against food contamination
- Bright-annealed reflectors for maximum brightness
- Each unit has its own on-off switch for operator control
- Extra lamps available on models from 24" to 72" (610 to 1829 mm)



Options (available at time of purchase only)

- Designer Colors (Non-standard colors are non-returnable)
 - Warm Red Black Gray Granite White Granite
 - Navy Blue Hunter Green Antique Copper
- Halogen Bulbs in lieu of standard bulbs (120V only)
- 40 Watt Bulbs in lieu of standard bulbs (120V only - ideal for salad bars)
- Remote Toggle Switch Control (Max. 15 amps)
- Extended Electrical Leads – choose length below
 - 1'-5' (305-1525 mm) 6'-10' (1829-3048 mm)
 - 11'-15' (3352-4572 mm) 16'-20' (4877-6096 mm)

Accessories

- Adjustable Angle Brackets (pair)



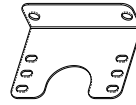
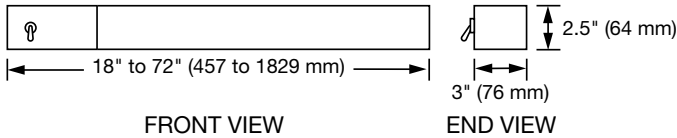
HATCO CORPORATION | P.O. Box 340500 Milwaukee, WI 53234-0500 U.S.A. | (800) 558-0607 | (414) 671-6350
 Fax: (800) 543-7521 | Int'l. Fax: (414) 671-3976 | www.hatcocorp.com | email: equipsales@hatcocorp.com



Glo-Rite® Display Lights

Models: HL-18, -24, -24-2, -30, -30-2, -36, -36-2, -42, -42-2, -48, -48-2, -54, -54-2, -60, -60-2, -66, -66-2, -72, -72-2

HL



Adjustable Angle Bracket

SPECIFICATIONS

Glo-Rite® Display Lights

Phase: All Single phase

Model	Dimensions (W x D x H)	# of Bulbs	Volts	Watts*	Amps	Ship Wgt†
HL-18	18" x 3" x 2.5" (457 x 76 x 64 mm)	2	120	120	1.0	6 lbs. (3 kg)
			220-230 (CE)	100-110	0.5-0.5	
			230-240 (CE)	110-120		
HL-24	24" x 3" x 2.5" (610 x 76 x 64 mm)	2	120	120	1.0	7 lbs. (3 kg)
			220-230 (CE)	100-110	0.5-0.5	
			230-240 (CE)	110-120		
HL-24-2†		3	120	180	1.5	
			220-230 (CE)	150-165	0.7-0.7	
			230-240 (CE)	165-180	0.7-0.8	
HL-30	30" x 3" x 2.5" (762 x 76 x 64 mm)	2	120	120	1.0	10 lbs. (5 kg)
			220-230 (CE)	100-110	0.5-0.5	
			230-240 (CE)	110-120		
HL-30-2†		4	120	240	2.0	
			220-230 (CE)	200-220	0.9-1.0	
			230-240 (CE)	220-240	1.0-1.0	
HL-36	36" x 3" x 2.5" (914 x 76 x 64 mm)	3	120	180	1.5	8 lbs. (4 kg)
			220-230 (CE)	150-165	0.7-0.7	
			230-240 (CE)	165-180	0.7-0.8	
HL-36-2†		5	120	300	2.5	
			220-230 (CE)	250-275	1.2-1.2	
			230-240 (CE)	275-300	1.2-1.3	
HL-42	42" x 3" x 2.5" (1067 x 76 x 64 mm)	3	120	180	1.5	11 lbs. (5 kg)
			220-230 (CE)	150-165	0.7-0.7	
			230-240 (CE)	165-180	0.7-0.8	
HL-42-2†		6	120	360	3.0	
			220-230 (CE)	300-330	1.4-1.4	
			230-240 (CE)	330-360	1.4-1.5	
HL-48	48" x 3" x 2.5" (1219 x 76 x 64 mm)	4	120	240	2.0	12 lbs. (5 kg)
			220-230 (CE)	200-220	0.9-1.0	
			230-240 (CE)	220-240	1.0-1.0	
HL-48-2†		7	120	420	3.5	
			220-230 (CE)	350-385	1.6-1.7	
			230-240 (CE)	385-420	1.7-1.8	

■ The shaded areas contain electrical information for International models only

Model	Dimensions (W x D x H)	# of Bulbs	Volts	Watts*	Amps	Ship Wgt†	
HL-54	54" x 3" x 2.5" (1372 x 76 x 64 mm)	4	120	240	2.0	12 lbs. (5 kg)	
			220-230 (CE)	200-220	0.9-1.0		
			230-240 (CE)	220-240	1.0-1.0		
HL-54-2†		8	120	480	4.0	13 lbs. (6 kg)	
			220-230 (CE)	400-440	1.8-1.9		
			230-240 (CE)	440-480	1.9-2.0		
HL-60	60" x 3" x 2.5" (1524 x 76 x 64 mm)	5	120	300	2.5		14 lbs. (6 kg)
			220-230 (CE)	250-275	1.2-1.2		
			230-240 (CE)	275-300	1.2-1.3		
HL-60-2†		9	120	540	4.5		
			220-230 (CE)	450-495	2.1-2.2		
			230-240 (CE)	495-540	2.2-2.3		
HL-66	66" x 3" x 2.5" (1676 x 76 x 64 mm)	5	120	300	2.5	15 lbs. (7 kg)	
			220-230 (CE)	250-275	1.2-1.2		
			230-240 (CE)	275-300	1.2-1.3		
HL-66-2†		10	120	600	5.0		
			220-230 (CE)	500-550	2.3-2.4		
			230-240 (CE)	550-600	2.4-2.5		
HL-72	72" x 3" x 2.5" (1829 x 76 x 64 mm)	6	120	360	3.0	16 lbs. (7 kg)	
			220-230 (CE)	300-330	1.4-1.4		
			230-240 (CE)	330-360	1.4-1.5		
HL-72-2†		10	120	600	5.0		
			220-230 (CE)	500-550	2.3-2.4		
			230-240 (CE)	550-600	2.4-2.5		

* Shipping weight includes packaging.

† With 60 watt bulb.

† Includes extra lamp assembly.

TOGGLE SWITCH

Amps: Max. 15 amps.

Location: Chef's left side unless specified.

LEADS

6" (152 mm) leads – server's right.

PRODUCT SPECS

Glo-Rite® Display Lights

The Display Light shall be a Glo-Rite® Model ... as manufactured by the Hatco Corporation, Milwaukee, WI 53234 U.S.A.

The Display Light shall be rated at ... watts, ... volts and be ... inches (millimeters) in overall width. It shall consist of an extruded aluminum housing with bright annealed

reflectors and shatter-resistant incandescent display lights. Accessories shall include adjustable angle bracket.

Warranty consists of 24/7 parts and service assistance (U.S. and Canada only).

HATCO CORPORATION | P.O. Box 340500 Milwaukee, WI 53234-0500 U.S.A. | (800) 558-0607 | (414) 671-6350

Fax: (800) 543-7521 | Int'l. Fax: (414) 671-3976 | www.hatcocorp.com | email: equipsales@hatcocorp.com