

**APPLICATION:**

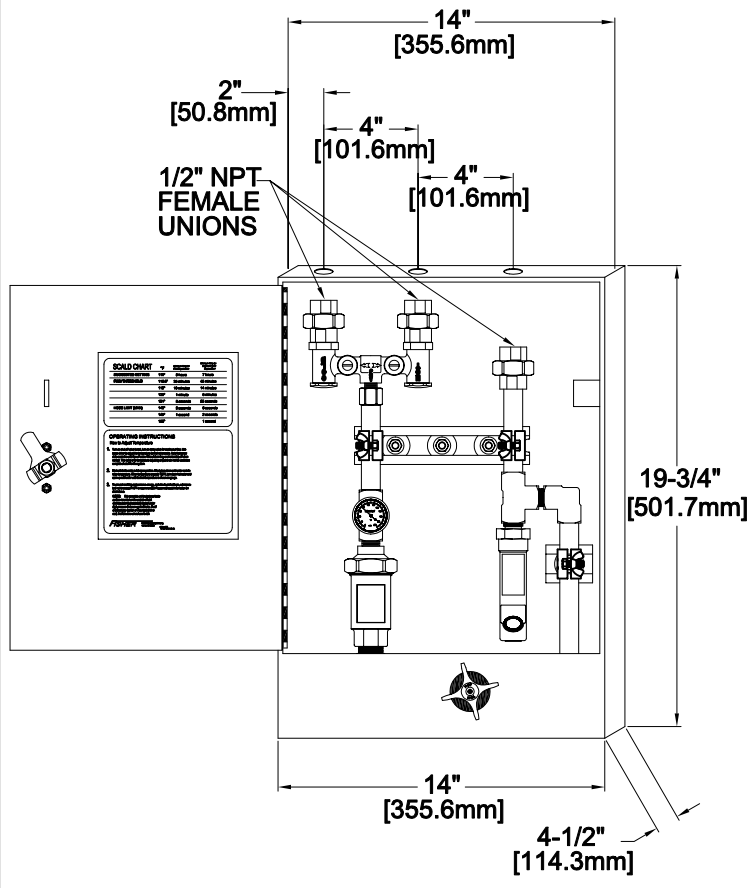
**JOB NAME:**

**QUANTITY:** \_\_\_\_\_ **ITEM NO.:** \_\_\_\_\_

**PRODUCT NAME:**  
**REEL RINSE CONTROL BOX ASSEMBLY**

**SPECIAL CONFIGURATION**  
**CHECK BASE MODEL AND OPTIONS**

**MODEL:**  
 **1801**



**OPTIONS OR MODIFICATIONS:**

**HANDLES (LEVER OR WRIST) CIRCLE STYLE**

**VANDAL RESISTANT KIT**

**OTHER** \_\_\_\_\_

- FEATURES:**
- \* TEMPERATURE ADJUSTING VALVE
  - \* THERMOMETER
  - \* SHUT-OFF VALVE
  - \* IN-LINE BACKFLOW PREVENTER
  - \* PADLOCK HASP ON DOOR
  - \* STAINLESS STEEL FRAME FOR RECESSED MOUNTING

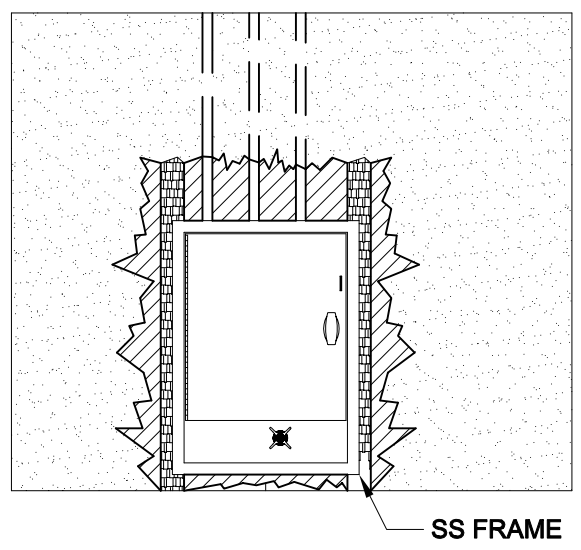
- SYSTEM LIMITS**
- \* TEMP: 40°F MIN. TO 140°F MAX.
  - \* PRESSURE 200 PSI MAX. STATIC

**SHIPPING WEIGHT**

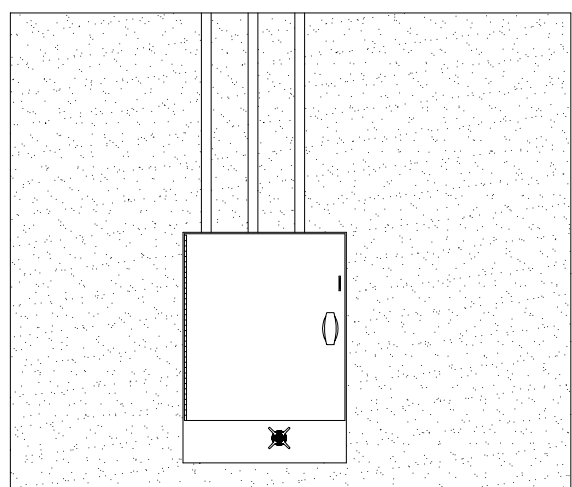
- \* 36.25 LBS

**ROUGH-IN'S:**

**RECESSED MOUNTING**



**EXPOSED MOUNTING**



**FISHER**  
 FISHER MANUFACTURING COMPANY  
 TOLL FREE: 800-421-6162 - FAX: 800-832-8238  
 information@fisher-mfg.com - www.fisher-mfg.com