




Your Solutions Partner

Specifications

F.O.B St. Louis, Missouri 63102



314S-3060

OPTIONS:

- Drawers, standard on roller slides, stainless (185) or galvanized (186) liner, S/S face plate
- Drawers, deluxe on ball-bearing roller slides, stainless (177) or galvanized (176) liner, S/S face plate
- Lock (cylinder) and key for drawer - **LK**
- Tiers of drawers - **731** (S/S in & out), **732** (galv in S/S out)
- Intermediate shelves, galvanized or stainless steel
- Overhead shelves, specify 14, 16 or 18 gauge - **1056**
- Pan racks, table, wall or ceiling mounted (available on 18 gauge tables)
- Casters, swivel, two w/locks, 5" diameter rubber tires - **CAWT** or **CAWT-LK**
- Sinks, specify standard size Supreme & Deluxe tables only - **180SP, 181SP, 182SP, 184SP**
- Bullet feet, stainless steel - **SS-FEETSP**
- Special height legs - **SP-HT-LEGSSP**
- Tubular crossrails - **T**

AGENCY LISTING:



DUKE MANUFACTURING CO.
2305 N. Broadway
St. Louis, MO 63102

800.735.3853 Toll Free
314.231.1130 In Missouri
314.231.5074 Fax
www.dukemfg.com

Approval Stamp(s):

PRODUCT INFORMATION:

PROJECT: _____

ITEM: _____

QUANTITY: _____

MODEL:

Duke Worktables - Flat Top

- Supreme - 314 Series** 14 gauge, 300 Series stainless steel tops
Bull nose, front and rear
Square sides
- Deluxe - 316 Series** 16 gauge, 300 Series stainless steel tops
Bull nose, front and rear
Square sides
- Standard - 416 Series** 16 gauge, 400 Series stainless steel tops
Bull nose, front and rear
Square sides
- Economy - 418 Series** 18 gauge, 400 Series stainless steel tops
Bull nose, front and rear
Square sides
Galvanized undershelf and legs ONLY

TOP:

- 300 or 400 Series, 14, 16 & 18 gauge stainless steel, as specified
- Bull nose, front and rear
- (2) galvanized hat channels
- Vinyl cushion between channels and underside of top

ADJUSTABLE UNDERSHELF:

- Heavy gauge galvanized OR stainless steel, as specified
STAINLESS STEEL NOT AVAILABLE WITH 418 SERIES TABLES
- Die-formed corners
- Set screws to lock in place

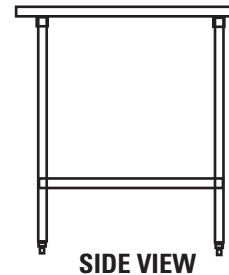
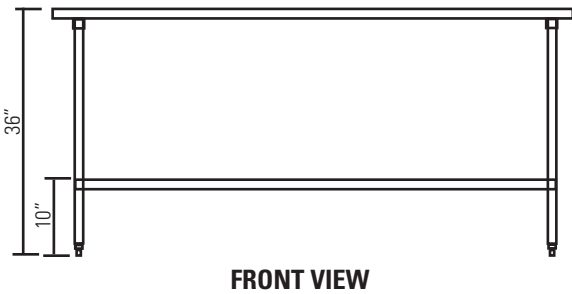
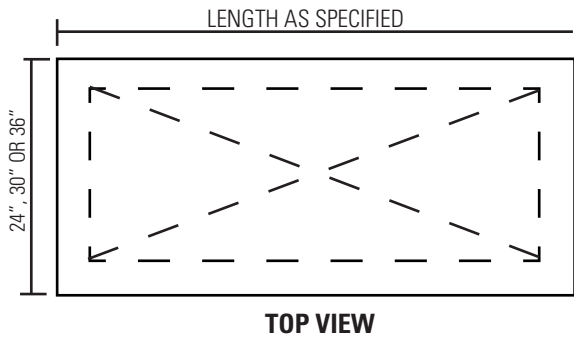
LEGS:

- 1-5/8" diameter, stainless steel or galvanized tubular leg, as specified
STAINLESS STEEL NOT AVAILABLE WITH 418 SERIES TABLES
- Non-marking, non-corrosive, adjustable plastic bullet feet for galvanized legs
- Stainless steel feet for stainless steel legs
- Galvanized leg sockets welded to hat channels

SHORT FORM SPECIFICATIONS:

Duke Worktables - Flat Top. Top shall be constructed of 300 or 400 Series, 14, 16 or 18 gauge stainless steel, as specified. Bull nose top, front and rear, with square sides. Top supported by two (2) galvanized, heavy gauge hat channels with provisions to mount a drawer. Vinyl cushion between channels and underside of top for sound-deadening. Adjustable undershelf shall be of heavy gauge stainless or galvanized steel, which locks in place with set screws at any height. If adjusted to less than 6" from floor, tables will **NOT** be NSF approved. Undershelf to have reinforced castings. 1-5/8" legs to have galvanized leg sockets welded to hat channels. Galvanized legs to have plastic bullet feet; stainless steel legs to have stainless steel feet. Tables 96" or longer to have 6 legs. Shipped knocked down for quick, easy assembly.

Aerohot®



DUKE WORKTABLES FLAT TOP

- Supreme - 314 Series** - 14 gauge, 300 Series stainless steel tops
Bull nose, front and rear, Square sides
- Deluxe - 316 Series** - 16 gauge, 300 Series stainless steel tops
Bull nose, front and rear, Square sides
- Standard - 416 Series** - 16 gauge, 400 Series stainless steel tops
Bull nose, front and rear, Square sides
- Economy - 418 Series** - 18 gauge, 400 Series stainless steel tops
Bull nose, front and rear, Square sides

Specify length and width of table when ordering:

EX: 314S-2424 = 14 gauge, 300 Series stainless table, with stainless undershelf, legs and feet. 24" width x 24" length

"S" in model number denotes stainless steel undershelf, legs and feet.

EX: xxxS-XXXX

Model number without "S: denotes galvanized undershelf, legs and feet "T: prefix denotes tubular base

DIMENSIONS: All tables 36" / 91.4 cm high

Freight Class: 70

Length		Model Numbers											
		Supreme			Deluxe			Standard			Economy		
in.	cm	24"W	30"W	36"W	24"W	30"W	36"W	24"W	30"W	36"W	24"W	30"W	36"W
24	61.0	314-2424	314-3024	n/a	316-2424	316-3024	n/a	416-2424	416-3024	n/a	418-2424	418-3024	n/a
30	76.8	314-2430	314-3030	n/a	316-2430	316-3030	n/a	416-2430	416-3030	n/a	418-2430	418-3030	n/a
36	91.4	314-2436	314-3036	314-3636	316-2436	316-3036	316-3636	416-2436	416-3036	416-3636	418-2436	418-3036	n/a
48	122.9	314-2448	314-3048	314-3648	316-2448	316-3048	316-3648	416-2448	416-3048	416-3648	418-2448	418-3048	n/a
60	152.4	314-2460	314-3060	314-3660	316-2460	316-3060	316-3660	416-2460	416-3060	416-3660	418-2460	418-3060	n/a
72	182.9	314-2472	314-3072	314-3672	316-2472	316-3072	316-3672	416-2472	416-3072	416-3672	418-2472	418-3072	n/a
84	213.4	314-2484	314-3084	314-3684	316-2484	316-3084	316-3684	416-2484	416-3084	416-3684	n/a	n/a	n/a
96	243.8	314-2496	314-3096	314-3696	316-2496	316-3096	316-3696	416-2496	416-3096	416-3696	418-2496	418-3096	n/a
108	274.3	314-24108	314-30108	314-36108	316-24108	316-30108	316-36108	416-24108	416-30108	416-36108	n/a	n/a	n/a
120	304.8	314-24120	314-30120	314-36120	316-24120	316-30120	316-36120	416-24120	416-30120	416-36120	n/a	n/a	n/a
132	335.3	314-24132	314-30132	314-36132	316-24132	316-30132	316-36132	416-24132	416-30132	416-36132	n/a	n/a	n/a
144	365.8	314-24144	314-30144	314-36144	316-24144	316-30144	316-36144	416-24144	416-30144	416-36144	n/a	n/a	n/a



DUKE MANUFACTURING CO.

2305 N. Broadway
St. Louis, MO 63102

800.735.3853 Toll Free
800.231.1130 In Missouri
314.231.5074 Fax
www.dukemfg.com

Specification subject to change