




Specifications

F.O.B Sedalia, Missouri 65301



G-5-DLSS

OPTIONS:

- 14 gauge tops
- Foodshields
- Trayslides
- Thermostat. Robertshaw
- Adaptor plates
- Veneered panels
- Powder coat paint colors
- 1/2" poly cutting surface added integral top

Approval Stamp(s):

PRODUCT INFORMATION:

PROJECT: _____

ITEM: _____

QUANTITY: _____

MODEL:

Thurmduke® Steamtables Hot Food Units - Gas - Deluxe

- G-2-DLPG/G-2-DLSS 2 top openings
- G-3-DLPG/G-3-DLSS 3 top openings
- G-4-DLPG/G-4-DLSS 4 top openings
- G-5-DLPG/G-5-DLSS 5 top openings
- G-6-DLPG/G-6-DLSS 6 top openings

TOP:

- One piece, 16 gauge, 300 Series stainless steel
- Top openings die - stamped. 12" x 20"
- Integral carving/work surface

HEAT COMPARTMENTS:

- Individual burners
- Individual adjustable gas valves
- Individual galvanized steel radiation plates
- Safety pilots
- Gas pressure regulator for unit
- 2500 BTU/hour per burner
- 676 spillage pans - (1) per compartment
- 12" x 20" stainless steel liner, 8" deep

BODY AND INTERIOR SHELF:

- 300 Series stainless steel or paint grip steel
- End panels die-stamped
- 6" polished stainless steel adjustable legs

INTEGRAL DISHSHELF:

- Heavy gauge, one piece stainless steel - 81/2" wide
- Housing for control knobs, thermostats and master switch
- Wire knob guards

AGENCY LISTINGS:

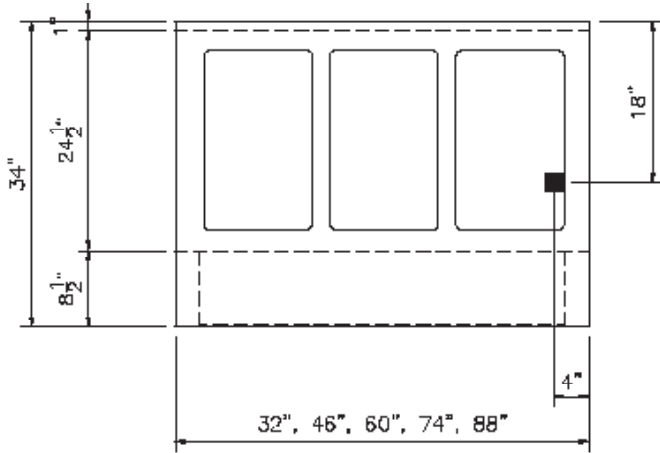


DUKE MANUFACTURING CO.
2305 N. Broadway
St. Louis, MO 63102

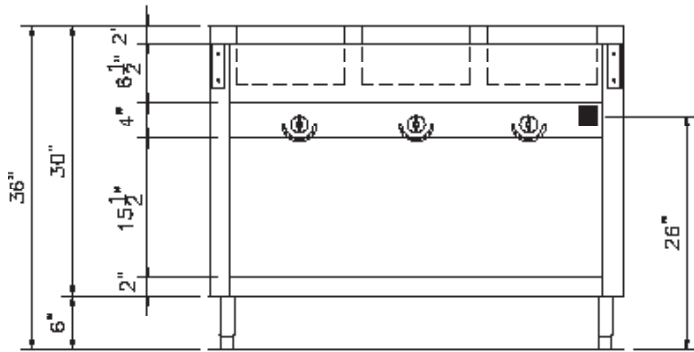
800.735.3853 Toll Free
314.231.5074 Fax
www.dukemfg.com

SHORT FORM SPECIFICATIONS:

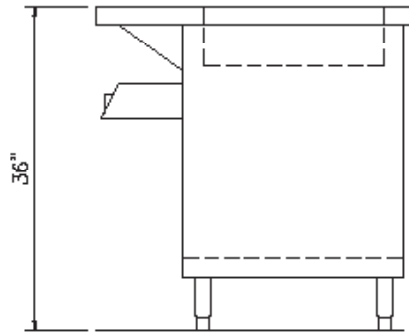
Thurmduke® Steamtables - Hot Food Units - Gas - Deluxe. Top shall be 16ga, 300 series Stainless Steel flanged down edges, flush at ends, integral s/s cutting board, dish shelf, 20ga s/s body & under shelf, with 15-1/2" opening for storage, pan openings to be 12" x 20" x 8" deep, die-stamped, each opening with burner for natural or propane, rated at 2500 BTU, with gas valve, regulator, auto safety pilot, 6" Stainless adjustable legs. NOT AVAILABLE WITH CASTERS OR DOORS.



TOP VIEW



FRONT VIEW



RIGHT SIDE VIEW

MODEL:
Thurmaduke® Steamtables
Hot Food Units - Gas - Deluxe

- G-2-DLPG/G-2-DLSS 2 top openings
- G-3-DLPG/G-3-DLSS 3 top openings
- G-4-DLPG/G-4-DLSS 4 top openings
- G-5-DLPG/G-4-DLSS 5 top openings
- G-6-DLPG/G-5-DLSS 6 top openings

POWER SUPPLY		
Model	# of Burners	Total BTU
G-2-DLPG/SS	2	7,000
G-3-DLPG/SS	3	7,500
G-4-DLPG/SS	4	14,000
G-5-DLPG/SS	5	17,500
G-6-DLPG/SS	6	21,000

■ - GAS CONNECTION - 1/2" I.P.S

DIMENSIONS:

FREIGHT CLASS: 150

Model		Length		Width		Height		Top Openings	Cube ft. Crated	Weight	
Enameled	Stainless	in.	cm	in.	cm	in.	cm			lbs.	kg
G-2-DLPG	G-2-DLSS	32	81.3	34	86.4	36	91.4	2	27.0	255	115.9
G-3-DLPG	G-3-DLSS	46	116.8	34	86.4	36	91.4	3	38.1	335	152.3
G-4-DLPG	G-4-DLSS	60	152.4	34	86.4	36	91.4	4	49.2	410	186.4
G-5-DLPG	G-5-DLSS	74	188.0	34	86.4	36	91.4	5	60.2	495	225.0
G-6-DLPG	G-6-DLSS	88	223.5	34	86.4	36	91.4	6	71.3	595	270.5

NOTE: Specify natural gas or propane gas when ordering.
 For high altitude orifice, specify elevation.
 Sliding doors NOT available, casters not available

NO combustable materials should be stored on the bottom shelf of gas unit



DUKE MANUFACTURING CO.
 2305 N. Broadway
 St. Louis, MO 63102

800.735.3853 Toll Free
 800.231.1130 In Missouri
 314.231.5074 Fax
www.dukemfg.com

Specification subject to change