



Specifications

F.O.B Sedalia, Missouri 65301



OPTIONS:

- Condensate Evaporator - **COND-EVAP**
- 220V - 50Hz compressor
- Remote installation of unit
- False Bottom - **FB**
- Stainless steel louvered grille
- Glass display shelves - **98x Series**
- Buffet shelves - **83x, 93xFL, 93xHT, 93xBL**
- Serving shelves - **956/956-460 - x Series**
- Self-service canopies - **TS530-xx, TS530-xx-1SN**
- Stainless steel adapter panels - **A thru H**
- Adapter bars - **515, 516**

AGENCY LISTING:



DUKE MANUFACTURING CO.
 2305 N. Broadway
 St. Louis, MO 63102

800.735.3853 Toll Free
 314.231.5074 Fax
 www.dukemfg.com

Approval Stamp(s):

PRODUCT INFORMATION:

PROJECT: _____

ITEM: _____

QUANTITY: _____

MODEL:

Drop-Ins - Cold Pan

Mechanically assisted Ice - 8" Deep Liner Meets NSF Standard 7

- ADI-1M-N7** (1) 8" Deep 12" x 20" pan
- ADI-2M-N7** (2) 8" Deep 12" x 20" pan
- ADI-3M-N7** (3) 8" Deep 12" x 20" pan
- ADI-4M-N7** (4) 8" Deep 12" x 20" pan
- ADI-5M-N7** (5) 8" Deep 12" x 20" pan
- ADI-6M-N7** (6) 8" Deep 12" x 20" pan

TOP RIM:

- Heavy gauge, 300 Series stainless steel
- Overhang on front, back and ends
- Reinforced rim
- Vinyl foam gasket as sealant
- 300 Series stainless steel cold pan liner
- Product recessed 3" below top
- Insulated all four sides and bottom
- 1" cast brass drain and plug
- Adapter bars furnished for full size pans
- Removable stainless brackets 3" below top

REFRIGERATION:

- Copper coils attached to bottom of liner - R134A refrigerant
- Open angle-iron suspended compressor compartment
- Remote mounted on/off switch with stainless steel face plate
- 120V condensing unit
- 6' cord and plug - NEMA 5-15
- Five year warranty on compressor motor

EXTERIOR HOUSING

- Heavy gauge paint grip steel

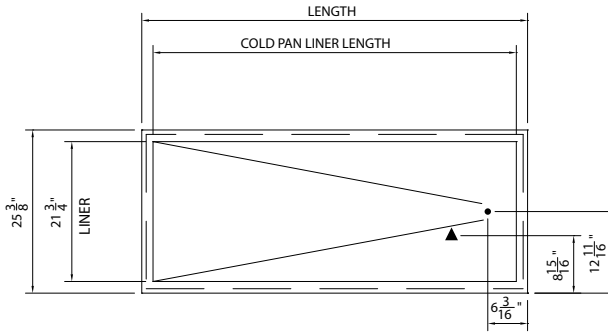
SHORT FORM SPECIFICATIONS:

Duke Drop-Ins - Cold Pan - Mechanically Assisted Ice - 8" Deep - Meets NSF Standard 7. Top rim shall be constructed of heavy gauge 300 Series stainless steel with overhang on front, back and ends. Rim to be reinforced with heavy gauge steel angle and provided with vinyl foam gasket as sealant with top surface. Top to be cut out, flanged down and attached to heavy gauge 300 Series stainless steel interior liner, 8" deep. Liner to be 24-1/2" front to back and 3-5/8" shorter than length of top. Insulated on all four sides and bottom. Equipped with 1" cast brass drain and plug. Adapter bars for full size pans furnished. To be refrigerated by copper coils which are attached to sides of stainless steel liner. Compressor compartment to have open angle-iron base to support air cooled condensing unit of adequate size. Remote mounted on/off switch and cord with plug provided. Entire unit factory tested, with five year warranty on compressor motor only. Exterior housing to be of heavy gauge steel. Cutout for remote on/off switch to be 2-3/16"W x 4-1/8"H x 2-1/2"D. Do not fully enclose compressor area. Two unrestricted openings of no less than 200 sq. in. each, are required in cabinet to insure proper cooling. (See installation instructions.)



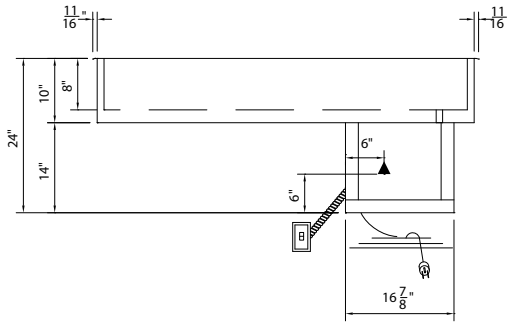
**Drop-Ins - Cold Pan
Mechanically Cooled - 8" Deep Liner
Meets NSF Standard 7**

- ADI-1M-N7 (1) 8" Deep 12" x 20" pan
- ADI-2M-N7 (2) 8" Deep 12" x 20" pan
- ADI-3M-N7 (3) 8" Deep 12" x 20" pan
- ADI-4M-N7 (4) 8" Deep 12" x 20" pan
- ADI-5M-N7 (5) 8" Deep 12" x 20" pan
- ADI-6M-N7 (6) 8" Deep 12" x 20" pan

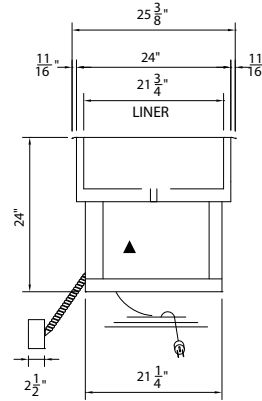


ADI-4M-N7 UNIT SHOWN

TOP VIEW



FRONT VIEW



RIGHT SIDE VIEW

LEGEND	
▲	- ELECTRICAL CONNECTION
●	- DRAIN LOCATION

DIMENSIONS - Liners are 21-3/4" (55.3 cm) W; cutouts 24-3/4" (62.3cm) W

FREIGHT CLASS: 100

Model	Length		Width		Height		Cube ft crated	Adapter Bars	Weight		Cold Pan - L		Cutout - L	
	in.	cm	in	cm	in	cm			in.	cm	in.	cm	in.	cm
ADI-1M-N7	18-1/8	46.1	25-1/2	64.8	24	61.0	13.2	0	150	68.2	14-1/2	36.8	18	45.7
ADI-2M-N7	32-1/8	81.6	25-1/2	64.8	24	61.0	20.8	1	160	72.3	28-1/2	72.4	32	81.3
ADI-3M-N7	46-1/8	117.2	25-1/2	64.8	24	61.0	28.5	2	175	90.9	42-1/2	108.0	46	116.8
ADI-4M-N7	60-1/8	152.7	25-1/2	68.4	24	61.0	36.1	3	200	113.6	56-1/2	143.5	60	152.4
ADI-5M-N7	74-1/8	188.3	25-1/2	68.4	24	61.0	46.8	4	230	138.6	70-1/2	179.1	74	188.0
ADI-6M-N7	88-1/8	223.9	25-1/2	68.4	24	61.0	51.4	5	280	159.1	84-1/2	214.6	88	223.5

24.REMOTE CONTROL CUTOUT IS 4-1/8" H X 2-3/16" W

ELECTRICAL SPECIFICATIONS:

Model	120 Volt	
	Amps	HP
ADI-1M-N7	4.2	1/5
ADI-2M-N7	4.2	1/5
ADI-3M-N7	4.2	1/5
ADI-4M-N7	5.2	1/4
ADI-5M-N7	6.0	1/3
ADI-6M-N7	6.0	1/3



DUKE MANUFACTURING CO.
2305 N. Broadway
St. Louis, MO 63102

800.735.3853 Toll Free
800.231.1130 In Missouri
314.231.5074 Fax
www.dukemfg.com

Specification subject to change