



Specifications

F.O.B Sedalia, Missouri 65301



SCCD-60L

STANDARD MODIFICATIONS

- Flanged feet - **SK-19**
- Install Booster Heater Brackets (brackets not included) - **SK-27**
- Stainless steel welded leg assembly (H-frame) - **SK-22**
(One Standard - units 120" to have 2)
- Stainless steel welded lengthwise crossrail - **SK-58**
- 18 gauge stainless steel removable undershelf - **SK-18**

- DTUDSS-18**
- DTUDSS-24**
- DTUDSS-30**
- DTUDSS-42**
- DTUDSS-54**
- DTUDSS-66**

SPECIAL MODIFICATIONS

Special modification may be added. Consult Accessories and Modifications specification sheet.

AGENCY LISTING:



DUKE MANUFACTURING CO.
2305 N. Broadway
St. Louis, MO 63102

800.735.3853 Toll Free
314.231.1130 In Missouri
314.231.5074 Fax
www.dukemfg.com

Approval Stamp(s):

PRODUCT INFORMATION:

PROJECT: _____

ITEM: _____

QUANTITY: _____

MODEL:

Duke Dishtables - Corner Clean

<u>Supreme / 14 ga</u>	<u>Deluxe / 16 ga</u>	<u>Length</u>
<input type="checkbox"/> SCCD-48 L or R	<input type="checkbox"/> DCCD-48 L or R	48" length unit
<input type="checkbox"/> SCCD-60 L or R	<input type="checkbox"/> DCCD-60 L or R	60" length unit
<input type="checkbox"/> SCCD-72 L or R	<input type="checkbox"/> DCCD-72 L or R	72" length unit
<input type="checkbox"/> SCCD-96 L or R	<input type="checkbox"/> DCCD-96 L or R	96" length unit
<input type="checkbox"/> SCCD-120 L or R	<input type="checkbox"/> DCCD-120 L or R	120" length unit

L - Left side of dishwasher / R - Right Side of dishwasher

Supreme - Corner - Clean - Dishtable

TOP:

- 14 gauge, 300 Series stainless steel
- 1-1/4" rolled rim - 2-1/2" high on front and side
- 10" rear splash - turned up 8", returned to wall
- 2" high on 45° angle with 1" turn down

UNDERBRACING:

- 12 gauge angle on 24" centers

LEGS:

- 16 gauge stainless steel - 1-5/8" OD tubing
- Stainless steel gusset
- 1" adjustable stainless steel bullet feet

CROSSRAILS:

- 16 gauge stainless steel - 1-1/4" OD tubing
- Welded to legs

Deluxe - Corner - Clean - Dishtable

TOP:

- 16 gauge, 300 Series stainless steel
- 1-1/4" rolled rim - 2-1/2" high on front and side
- 10" rear splash - turned up 8", returned to wall
- 2" high on 45° angle with 1" turn down

UNDERBRACING:

- 12 gauge angle on 24" centers

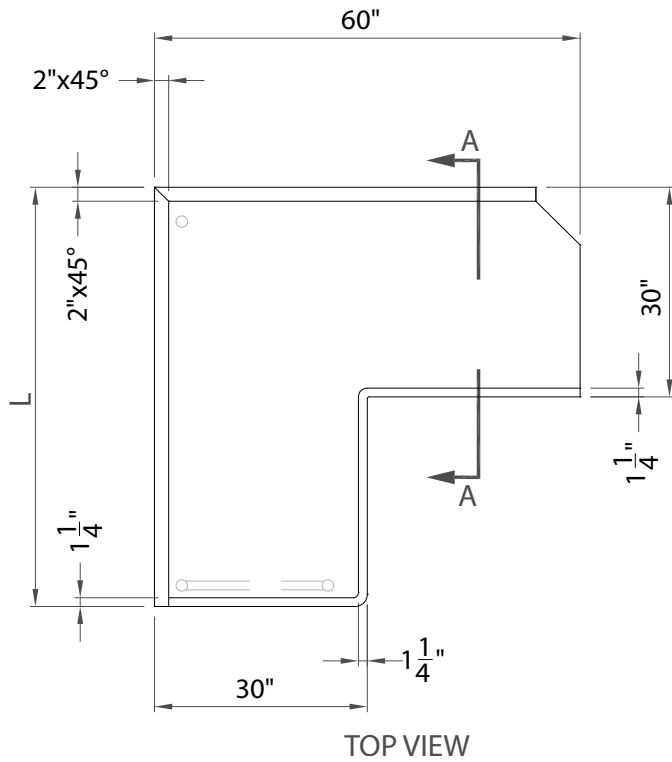
LEGS:

- 16 gauge stainless steel - 1-5/8" OD tubing
- Stainless steel gusset
- 1" adjustable stainless steel bullet feet

CROSSRAILS:

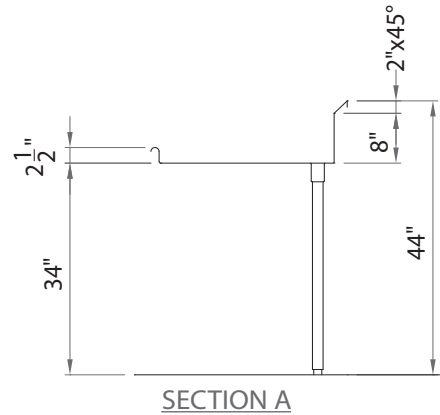
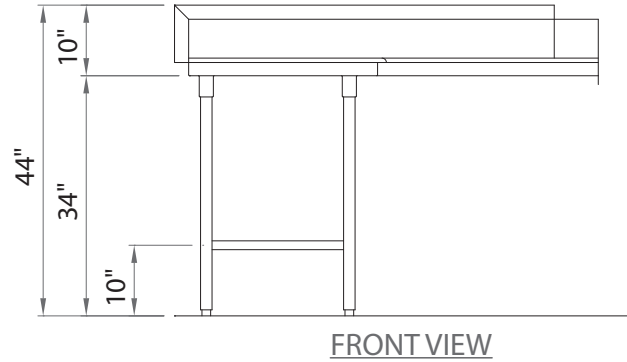
- 16 gauge stainless steel - 1-1/4" OD tubing
- Welded to legs

Aerohot®



DUKE DISHTABLES - CLEAN - CORNER

- | <u>Supreme / 14 ga</u> | <u>Deluxe / 16 ga</u> | <u>Length</u> |
|------------------------------------------|------------------------------------------|------------------|
| <input type="checkbox"/> SCCD-48 L or R | <input type="checkbox"/> DCCD-48 L or R | 48" length unit |
| <input type="checkbox"/> SCCD-60 L or R | <input type="checkbox"/> DCCD-60 L or R | 60" length unit |
| <input type="checkbox"/> SCCD-72 L or R | <input type="checkbox"/> DCCD-72 L or R | 72" length unit |
| <input type="checkbox"/> SCCD-96 L or R | <input type="checkbox"/> DCCD-96 L or R | 96" length unit |
| <input type="checkbox"/> SCCD-120 L or R | <input type="checkbox"/> DCCD-120 L or R | 120" length unit |
- L - Left side of dishwasher / R - Right Side of dishwasher



DIMENSIONS:

Freight Class: 85

Model	"L" Size		Width (front to back)		Height		Cube ft. Crated	Weight	
	in.	cm	in.	cm	in.	cm		lbs.	kg
SCCD-48 L or R / DCCD-48 L or R	48	121.9	30	76.2	34	86.4	34.7	145	65.9
SCCD-60 L or R / DCCD-60 L or R	60	152.4	30	76.2	34	86.4	54.6	165	75.0
SCCD-72 L or R / DCCD-72 L or R	72	182.9	30	76.2	34	86.4	64.5	190	86.4
SCCD-96 L or R / DCCD-96 L or R	96	243.8	30	76.2	34	86.4	84.3	215	97.7
SCCD-120 L or R / DCCD-120 L or R	120	304.8	30	76.2	34	86.4	104.1	265	120.5



Your Solutions Partner

DUKE MANUFACTURING CO.

2305 N. Broadway
St. Louis, MO 63102

800.735.3853 Toll Free
800.231.1130 In Missouri
314.231.5074 Fax
www.dukemfg.com

Specification subject to change

01/10
Printed in U.S.A
© 2010, Duke Manufacturing Co.